



# FLOORING SIKA DECORATIVE FLOORING AND WALL COATING SOLUTIONS

BUILDING TRUST





## DECORATIVE FLOORING

The floor design is an important part of interior design which can make a bold statement with colors, graphics, brand imagery and logos. Sika decorative seamless resin floor systems provides solutions for creative flooring design, as they have almost unlimited color options, can be combined with decorative aggregates and applied with different application methods for amazing floor finishes.

# CONTENTS

|           |   |
|-----------|---|
| <b>04</b> | Floor and Wall Art With Colors  |
| <b>06</b> | Extend Your Creativity with Different Options                                 |
| <b>08</b> | Sika Solutions and Sustainability   |
| <b>10</b> | Sika Seamless Flooring and Wall Coating Systems                               |
| <b>12</b> | Sikafloor® Solutions for Interior Surface Finishing                           |
| <b>28</b> | Flooring For Service Areas  |
| <b>30</b> | Wall Coating  |
| <b>32</b> | Wall Coating Hygienic   |
| <b>34</b> | Sikafloor® and Sikagard® Coating Systems with ETAG 022 Approval for Wet Rooms |
| <b>36</b> | Seamless Perfection Only  |
| <b>36</b> | Takes a few Steps   |
| <b>38</b> | Surface Preparation and Levelling   |
| <b>40</b> | Detailing Solutions   |
| <b>42</b> | Use and Maintenance   |


# FLOOR AND WALL ART WITH COLORS

Each space with a meaning

## WANT TO GIVE YOUR FLOORS AN EXPRESSION?

Painting the floors and walls is one of the most powerful makeovers. How about moon yellow, ocean blue? Designers think color works wonders.

Color is the most vital, impactful and expressive design element in a designer's toolbox. The use of color shades and graphic images can align to the existing logo and symbolic color of the facility to achieve an overall visual aesthetic, while



**RED.** Associations: passion, heat, love, courage, anger, excitement, dominance, adventure, strength



**ORANGE.** Associations: cheerful, excitement, stimulation, aggression, sunset



**YELLOW.** Associations: warmth, welcoming, optimism, compassion, enlightening, sunlight



**GREEN.** Associations: nature, serenity, safety, peace, hope, envy, passiveness





it can also elicit emotions and unique perceptions of space. It has an ability to calm or excite, can make a room appear smaller or more grandiose, or even trigger subconscious reactions.



**WHITE.** Associations: airy, open, stark, institutional, sterile, clean



**BLUE.** Associations: sky, sea, expansiveness, tranquility, loyalty, formality



**VIOLET.** Associations: royalty, opulence, mystery, worship, dignity, power, drama



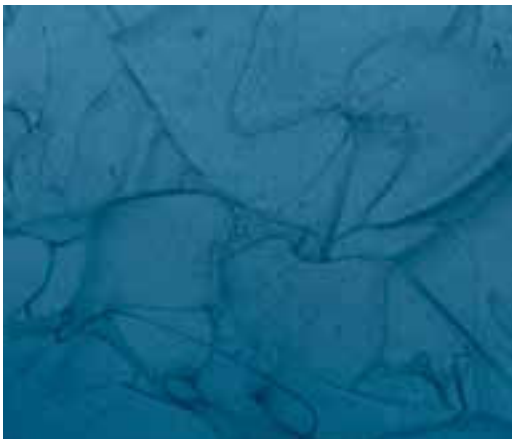
**GREY.** Associations: neutral, noble, elegance, warm tones can be relaxing and calming, cool tones can be bleak or depressing

# EXTEND YOUR CREATIVITY WITH DIFFERENT OPTIONS

Turn your space into a magical scene

## AWESOME GRAPHIC DESIGN

on floor can come from initiatives such as to guide the way, to entertain customers, to advertise, to connect space, ... Here are some inspirations from projects using Sika flooring systems.







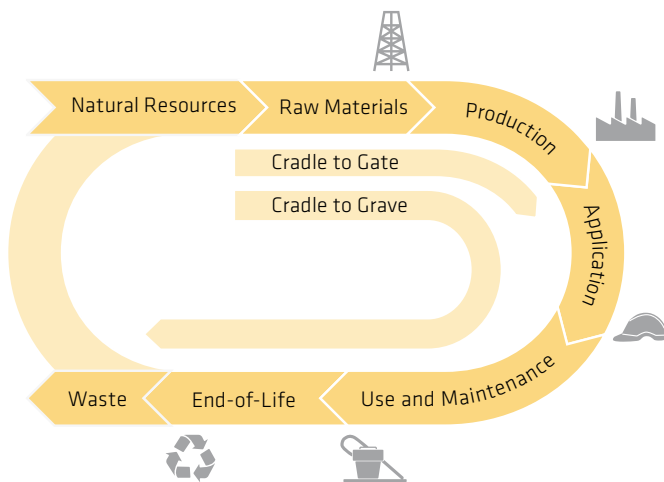
# SIKA SOLUTIONS AND SUSTAINABILITY

Optimization based on Life Cycle Assessment

**LIMITED RESOURCES, CLIMATE CHANGE**, water, and infrastructure are global megatrends which are re-shaping Sika's markets and also guiding Sika's business. As an innovator and technology pioneer, Sika thinks ahead and is committed to a better environment through an integrated product approach.

Sika strives to create more value for all its stakeholders with its products, systems and solutions along the whole value chain and throughout the entire life span of its products. The value created by far outweighs the impacts associated with production, distribution and use. Sika is committed to

measure, improve and communicate sustainable value creation: "More value, less impact" refers to the company's commitment to maximize the value of its solutions to all stakeholders while reducing resource consumption and impact on the environment.



## ARE YOUR FLOORS AND WALLS SUSTAINABLE?

- Does your interior have good indoor air quality?
- Are your floor or walls VOC free or with low VOC?
- Do you care about these life cycle phases which are most relevant for a flooring material: raw material phase, production phase, use phase and end-of-life phase?
- Is your floor energy-saving over the whole life cycle?
- Does your floor have a low life cycle cost which includes expected life of the flooring system, scheduled maintenance costs, energy costs and disposal costs?
- Do your floors and walls last long?
- Do your floors and walls gain multiple points from Green Building Certifications?



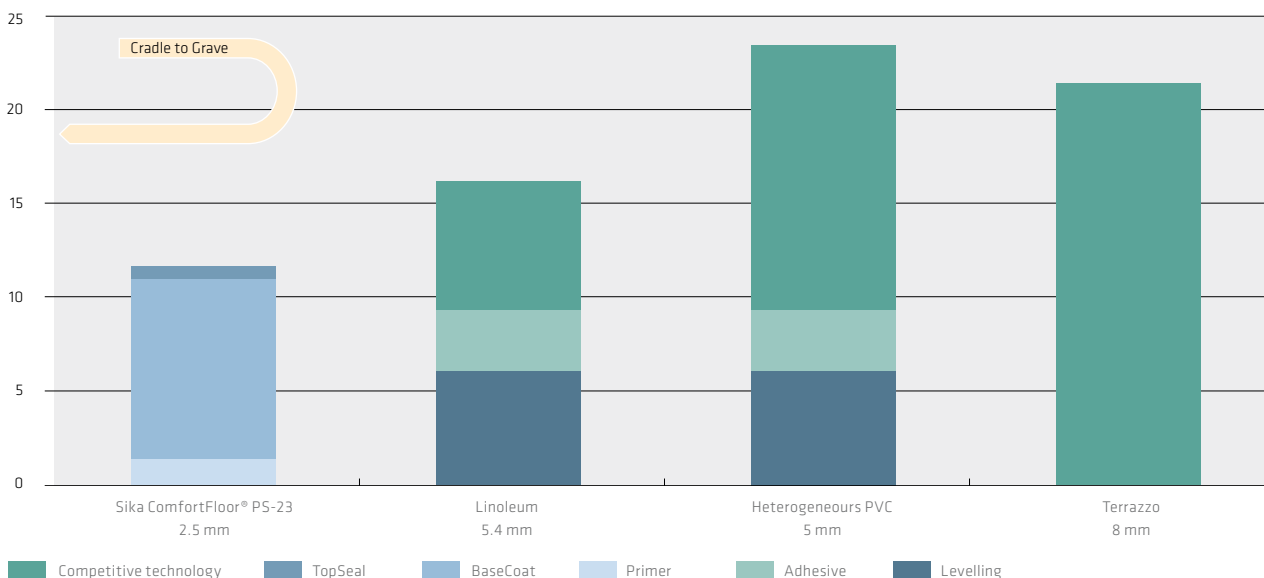
## PARTNERSHIPS AND INITIATIVES SUPPORTED BY SIKA (AMONG OTHERS)





## SIKA ComfortFloor® AS SUSTAINABLE ALTERNATIVES FOR REDUCED CARBON FOOTPRINT FOR COMMERCIAL, PUBLIC AND RESIDENTIAL BUILDINGS

### GLOBAL WARMING POTENTIAL (GWP) [KG CO<sub>2</sub>-EQ./M<sup>2</sup>] – LIFESPAN 20 YEARS



### SIKA FLOORING EXPERTS CAN HELP YOU TO MAKE A PROFESSIONAL EVALUATION

If you are not sure about any of the points listed above, please contact your local Sika flooring expert to explain and analyze it for you.

At Sika, we provide many advantages:

- Calculation and comparison of energy efficiency and CO<sub>2</sub> emission parameters of various flooring systems
- Energy smart flooring systems according to customers' requirements
- Test of indoor air quality
- VOC free or low-emission floor system consultation

- Calculation and comparison of life cycle cost of various flooring systems
- Alternative floor restoration or floor renovation plans according to your budget to extend the life span of your floor
- Full range of Cleanroom Suitable flooring and coating systems
- Flooring cleaning and maintenance plan to extend your floor service life span

### More Value

- Sika ComfortFloor® provides high quality of life with an excellent acoustic performance and freedom of design
- Sika ComfortFloor® is robust and fully bonded to the concrete creating a monolithic floor
- Sika ComfortFloor® is biologically resistant and withstands the impacts of cleaning and use of detergents and disinfectants
- Sika ComfortFloor® contributes to points in various green building programs

### Less Impact

- Sika ComfortFloor® has a lower Carbon Footprint since it does not need any cementitious underlayment
- Sika ComfortFloor® does not need any adhesive
- Sika ComfortFloor® is easy to clean as it is seamless

# SIKA SEAMLESS FLOORING AND WALL COATING SYSTEMS

Your solutions for colorful interior finish

## WE OFFER FLOORING families for your interior.

The families are based on our core technologies which lead to our core values: seamless solutions for your needs, innovative designs, durable and sustainable performance by offering more value at less impact, and full professional support by expert field personnel who are not only the best at what they do but who also take great pride in their work and care about your project. The variations within each family allow you to find solutions fine tuned to your individual needs.

### SIKA ComfortFloor®

With decorative, polyurethane flooring systems for commercial and residential applications by Sika, perfection has never been so close. Global technology leadership in industrial and resilient flooring comes together in our Sika ComfortFloor® family, offering seamless, high-end aesthetics for even the most discerning clientele. It is the perfect balance between comfort and durability: tough enough to stand up to high levels of pedestrian traffic, chair castors and wheeled loads yet its softer resin and added flexibility provide a more pleasant footfall and increase comfort when walking or standing even for long periods of time. An environmentally friendly solution with low VOC, Sika ComfortFloor® exceeds highest global standards for Indoor Air Quality and it is mainly based on natural oils and organic raw materials. Its backing – comprised of resilient, acoustic isolation pads – are made of recycled rubber and foam particles.

Sika ComfortFloor® systems offer nearly unlimited design freedom. They are typically installed in a matte finish and are available in 72 standard colors. Custom colors are an option. Sika ComfortFloor® Marble FX provides special creativity through a newly developed coloring method to create various structures and patterns when using specific application tools during

the installation. Additional options include broadcasted colored flakes for a speckled design and a light, anti-slip surface texture for use in wet areas such as showers and toilet rooms. All systems offer very high color stability.

Sika ComfortFloor® solutions are commonly found in:

- Institutional buildings such as schools, museums, libraries and hospitals
- Commercial buildings such as shopping malls, hotels, office buildings and restaurants
- Residential buildings of high-end, modern design

### Sikafloor® DecoDur

Decorative epoxy flooring systems with low VOC by Sika. These added design options for heavy-duty flooring are perfect for projects where you want more than a traditional, uni-color design and need the performance of an epoxy floor. Within the Sikafloor® DecoDur family, we offer flooring solutions with different grades of mechanical and chemical resistance, all in a speckled design. Patterns range from a granite effect up to a larger full-flake design and are available in a variety of colors. Typically, Sikafloor® DecoDur



floors are installed with a smooth or lightly broadcasted surface texture. At your preference, we can finish the floor with a matte sealer that's designed to withstand common household and light-industrial chemicals or a tougher, more chemical-resistant, glossy finish.

Sikafloor® DecoDur floors are commonly found in:

- Life science facilities
- Laboratories
- High-pedestrian traffic zones in commercial and institutional buildings
- Food courts

### **Sikafloor® MultiDur**

Epoxy flooring systems by Sika, a global standard. Your workhorse for heavy-duty performance, these flooring systems offer excellent mechanical strength, wear-resistance and chemical-resistance for your conditions whether that means heavy traffic, large equipment, abrasion or harsh chemicals. For more basic flooring use, we offer water-borne coating systems. Whatever you throw at it, MultiDur handles with style. The seamless, easy-to-clean surface comes in a variety of colors, surface textures and gloss levels, and does wonders with light reflectance and facility aesthetics. Functionality and delivering long-lasting performance are where these floors excel. Choose from smooth, textured, broadcasted (slip-resistant) and mortar finishes to ensure the usability, safety and cleaning regime best fitting your needs.

Sikafloor® MultiDur solutions are commonly found in:

- Storage, logistics and sales areas
- Production, processing and cleanroom areas (dry and wet)
- Ground-bearing decks, car parks
- Commercial, public and residential areas

### **Sikagard® WallCoat**

A wall coat that blends specific, engineered performance requirements with decorative designs, by Sika. When you need more than just paint, our family of Sikagard® WallCoat performance and decorative wall coating systems delivers unique benefits for demanding surface finishing. Chemical resistance. Heavy-duty mechanical resistance. The ability to withstand chemicals used in cleaning regimes. Hygiene: in-film preservatives providing finishes that do not promote the development of fungi, bacteria and other micro organisms. Sikagard® WallCoat solutions do it all. Easily.

Sikagard® WallCoat solutions are commonly found in:

- Cleanroom certified areas
- Food and beverage processing facilities
- Hospitals and laboratories
- Concrete surface protection
- Tunnels
- Commercial, institutional and residential interior finishing





# Sikafloor® SOLUTIONS FOR INTERIOR SURFACE FINISHING



| Type of building               |  | Floor solutions     |       |                    |
|--------------------------------|--|---------------------|-------|--------------------|
|                                |  | Sika® ComfortFloor® |       | Sikafloor® DecoDur |
|                                |  | PS-23               | PS-63 | ES-22 Granite N    |
|                                |  | PS-24               | PS-64 | ES-26 Flake N      |
|                                |  | PS-27               | PS-65 | EB-26 Quarz N      |
|                                |  | Marble FX           | PS-66 | EM-21 Compact      |
| <b>Commercial buildings</b>    | Hotel rooms                              | x                   | x     |                    |
|                                | Hotel corridor, lobby                    |                     |       | x                  |
|                                | Shops and boutiques                      | x                   | x     | x                  |
|                                | Shopping center                          |                     |       | x                  |
|                                | Offices                                  | x                   |       | x                  |
| <b>Institutional buildings</b> | Schools                                  | x                   |       | x                  |
|                                | Day nursery                              | x                   | x     |                    |
|                                | Hospitals (see @your Surface Healthcare) | x                   |       | x                  |
|                                | Nursing homes                            | x                   | x     | x                  |
|                                | Libraries                                | x                   |       | x                  |
|                                | Museums                                  | x                   |       | x                  |
|                                | Sport centers                            | x                   |       | x                  |
| <b>Residential buildings</b>   | Houses and apartments                    | x                   | x     |                    |

\* Note: In many areas it is possible to add special options like anti slipp agent or ECF systems. These are guide recommendations, always consult a local Sika expert for specific project advise and specifications. Local site conditions and regulations may require a taylor made specification.



| Sikafloor® MultiDur |               | Sikagard® Wallcoat |                |
|---------------------|---------------|--------------------|----------------|
| ES-27               | WS-10         | WS-11              | AL-11 Hygienic |
| ES-29               | EB-22         | PS-11              | AS-11 Hygienic |
|                     | ES-12         |                    |                |
|                     | Service Areas |                    |                |
|                     | x             | x                  |                |
| x                   | x             | x                  | x              |
| x                   | x             | x                  |                |
| x                   | x             |                    | x              |
| x                   | x             | x                  |                |
| x                   | x             | x                  | x              |
|                     | x             | x                  | x              |
| x                   | x             | x                  | x              |
| x                   | x             | x                  |                |
| x                   | x             | x                  |                |
| x                   | x             | x                  | x              |
| x                   | x             | x                  |                |



# UNI-COLOR DESIGN

**A UNI-COLOR DESIGN** of your floor can be realized by Sika ComfortFloor®. It is more than just a sleek, stylish floor with cool and modern look. It's also about the soft and warm underfoot touch. It is about better indoor air quality with low VOC.







# UNI-COLOR DESIGN

Acoustic

**WHEN SUPERIOR ACOUSTIC** is an important requirement in your interior in addition to uni-color design, our special Sika ComfortFloor® systems integrating an additional acoustic underlayment can help to dampen noise, reduces echoing, and the disturbing noise of footsteps and falling objects.





**SYSTEM FAMILY**

**Sika ComfortFloor® PS-63**

**Sika ComfortFloor® PS-65**



**DESCRIPTION**

Seamless, smooth, unicolor, low VOC, sound insulating elastic polyurethane floor covering

Seamless, smooth, unicolor, low VOC, resilient polyurethane floor covering

**NOMINAL THICKNESS/ LAYERS**

~ 6 mm

~ 6 mm

4

5 - 7

**CHARACTERISTICS**

- Soft footfall
- Resilient
- Good impact sound insulation
- Crack bridging
- Good wear and impact resistance
- Color options
- Low VOC

- Soft footfall
- Resilient
- Good impact sound insulation
- Crack bridging
- Good wear and impact resistance
- Color options
- Low VOC

**SYSTEM COMPONENTS**

- Sikafloor®-156 or -161 or -160
- Sikafloor®-320
- Sikafloor®-330
- Sikafloor®-305 W

- Sikafloor® ComfortFloor® Adhesive
- Regupol 6015 H
- Sikafloor® ComfortFloor® Poresealer
- Sikafloor®-330
- Sikafloor®-305 W
































# FLAKE DESIGN

Light broadcast, full broadcast

**SOMETIMES FLAKES BRING MORE LIFE** in a uni-color floor surface: a starry design. You can decide for the density of the flakes. Single and blended colors combinations are all possible in our decorative flooring range. Our experienced technical services team can produce custom blends to suit your individual needs on request.

| SYSTEM FAMILY                    | Sika ComfortFloor® PS-24  | Sika ComfortFloor® PS-64  | Sikafloor® MultiDur ES-27   |
|----------------------------------|---|---|---|
|                                  |   |    |   |
| <b>DESCRIPTION</b>               | Seamless, smooth, low VOC, elastic, polyurethane floor covering. Uni color or flakes design.  | Seamless, smooth, low VOC, sound insulating elastic polyurethane floor covering. Uni color or flakes design.  | Decorative colored epoxy floor covering with flakes and sealer  |
| <b>NOMINAL THICKNESS/ LAYERS</b> | ~ 2 mm<br>3   | ~ 6 mm<br>4   | 1 - 2 mm<br>3   |
| <b>CHARACTERISTICS</b>           | <ul style="list-style-type: none"> <li>■ Soft footfall</li> <li>■ Crack bridging</li> <li>■ Good wear and impact resistance</li> <li>■ Decorative flakes optional</li> <li>■ Color options</li> <li>■ Low VOC</li> </ul>  | <ul style="list-style-type: none"> <li>■ Soft footfall</li> <li>■ Resilient</li> <li>■ Good impact sound insulation</li> <li>■ Crack bridging</li> <li>■ Good wear and impact resistance</li> <li>■ Decorative flakes optional</li> <li>■ Color options</li> <li>■ Low VOC</li> </ul>   | <ul style="list-style-type: none"> <li>■ Light to medium wear resistance</li> <li>■ Good mechanical resistance</li> <li>■ Medium slip resistance optional</li> <li>■ Easy cleaning</li> <li>■ Color options</li> </ul>  |
| <b>SYSTEM COMPONENTS</b>         | <ul style="list-style-type: none"> <li>■ Sikafloor®-156 or -161 or -160</li> <li>■ Sikafloor®-300 or 3000</li> <li>■ Optional: Sika® PVA ColorFlakes</li> <li>■ Sikafloor®-304 W</li> </ul>   | <ul style="list-style-type: none"> <li>■ Sikafloor®-156 or -161 or -160</li> <li>■ Sikafloor®-320</li> <li>■ Sikafloor®-300 or -3000</li> <li>■ Optional: Sika® PVA ColorFlakes</li> <li>■ Sikafloor®-304 W</li> </ul>  | <ul style="list-style-type: none"> <li>■ Sikafloor®-156 or -161 or -160</li> <li>■ Sikafloor®-263 SL N</li> <li>■ Sika® PVA ColorFlakes 3 mm</li> <li>■ Sikafloor®-304 W or -316</li> </ul>   |
|                                  |         |         |         |



**Sika ComfortFloor® PS-66**

**Sikafloor® DecoDur ES-26 Flake N**



Seamless, smooth, low VOC, resilient polyurethane floor covering with optional color flakes

Smooth low VOC colored full flaked epoxy floor covering

~ 6 mm

2 – 3 mm

5 – 7

4

- Soft footfall
- Resilient
- Good impact sound insulation
- Crack bridging
- Good wear and impact resistance
- Decorative flakes optional
- Color options
- Low VOC

- Food contact compliant
- Low particle emissions
- Colored flake effects
- Medium slip resistance optional
- Low VOC
- Color options

- Sikafloor® ComfortFloor® Adhesive
- Regupol 4580
- Sikafloor® ComfortFloor® Poresealer
- Sikafloor®-300 or -3000
- Optional: Sika® PVA ColorFlakes
- Sikafloor®-304 W

- Sikafloor®-156 or -161 or -160
- Sikafloor®-264 N
- Sika® PVA ColorFlakes (3 mm)
- Sikafloor®-169
- Sikafloor®-304 W or -316



# GRANITE DESIGN


**A FLOOR WITH GRANITE LOOK**, yet with soft and warm underfoot touch, with low VOC, and with good chemical and slip resistance. This is what our DecoDur can do for you. It looks natural. Colored granite effects are also possible at your choice of design. Our experienced technical service team will show you onsite how to make it happen.





**SYSTEM FAMILY**

**Sikafloor® DecoDur ES-22 Granite N**



**DESCRIPTION**

Smooth low VOC colored granite effect epoxy floor covering

**NOMINAL THICKNESS/ LAYERS**


2 - 3 mm  
3

**CHARACTERISTICS**

- Food contact compliant
- Low particle emissions
- Colored granite effects
- Designer aesthetics
- Medium slip resistance optional
- Low VOC
- Color options

**SYSTEM COMPONENTS**


- Sikafloor®-264 N
- Sikafloor®-169
- Sikafloor®-DecoFiller
- Sikafloor®-304 W or -316





# QUARTZ DESIGN

**WITH AN ENDLESS VARIETY** of decorative quartz color combinations and slip-resistant textures, our DecoDur systems can be tailored to fit your unique conditions and tastes. It creates a wide range of appealing finishes and textures, at the same time offer superior mechanical resistance and chemical and stain resistance.






# MARBLE FX

**Sika ComfortFloor® Marble FX** provides special creativity through a newly developed coloring method of the base material Sikafloor®-3000 FX. It is possible to create various structures and patterns during installation. Depending on the tool used, fine structures or marble-like patterns can be created. The professional applicator is able to design tailor-made floors for your object in a variety of basic colors. In addition, Sika ComfortFloor® Marble FX has a very elegant matt look, and meets the highest standards of underfoot comfort as well as abrasion resistance and resistance to mechanical damage.



Inspiration from our environment and from everywhere.



Lime Green



May Green



Purple



Wild Orchid



**SYSTEM FAMILY**

**Sika ComfortFloor® Marble FX**



**DESCRIPTION**

Seamless, smooth, low VOC, elastic, polyurethane floor covering with special color pattern

**NOMINAL THICKNESS/ LAYERS**

~ 2 mm  
3

**CHARACTERISTICS**

- Soft footfall
- Crack bridging
- Good wear and impact resistance
- Decorative flakes optional
- Color options
- Low VOC

**SYSTEM COMPONENTS**

- Sikafloor®-156 or -161 or -160
- Sikafloor®-3000 FX
- Sikafloor®-306 W





# FLOORING FOR SERVICE AREAS

**SERVICE AREAS DON'T NEED TO BE A BORE.** If you are looking for an economical and nice-looking solution, our epoxy systems are your right choice, because they have very good performance against traffic, heavy traffic, big equipment, abrasion or chemicals. They have seamless, easy-to-clean slip-resistant surface in a variety of colors, surface textures and gloss levels. It does wonders to your facility areas.







**SYSTEM FAMILY**

**Sikafloor® MultiDur WS-10**

**Sikafloor® MultiDur EB-27**

**Sikafloor® MultiDur EB-12**



**DESCRIPTION**

Double water based epoxy roller coat

Broadcast unicolor epoxy floor covering

Slip resistant broadcast colored epoxy floor coating system

**NOMINAL THICKNESS/ LAYERS**

< 1 mm

2 - 4 mm

2 - 3 mm

**CHARACTERISTICS**

- Light to medium wear resistance
- Surface stabilization
- Prevent surface dusting
- Color options

- Cold storage (> -10°C)
- High wear resistance
- Good mechanical resistance
- Medium thermal shock resistance
- Slip resistant
- Color options


- Seamless
- Good chemical and mechanical resistance
- Easy application
- Waterproof
- Gloss finish
- Easy cleanability
- Low maintenance
- Conforms to OS 8 German standards

**SYSTEM COMPONENTS**

- Sikafloor®-2540 W or -2550 W
- Sikafloor®-2540 W or -2550 W

- Sikafloor®-156 or -161 or -160
- Sikafloor®-263 SL N
- Quartz sand (0.4 - 0.7 mm)
- Sikafloor®-264 N

- Sikafloor®-156/-161/-160
- Quartz sand (0.4 - 0.7) mm
- Sikafloor®-264 N



# WALL COATING

**Sikagard® WALL AND CEILING SYSTEMS** give you the attractive, high performance quality you expect from Sika in a seamless, easy to clean alternative. They come with unlimited color options, are compatible with Sika seamless flooring systems, with which they form a totally seamless interior environment where dirt and bacteria have no chance to stay. The polymer technology offers versatile reinforcement options for a variety of substrates, all providing superior durability and dimensional stability. They have low VOC, low odor, and superior impact, abrasion and chemical resistance.





**SYSTEM FAMILY**

**Sikagard® WallCoat WS-11**

**Sikagard® WallCoat PS-11**



**DESCRIPTION**

Smooth, water based, low VOC/AMC, easy to clean coating

Waterborne, low emitting, UV resistant wall-coat-coating system

**NOMINAL THICKNESS/ LAYERS**

0.2 - 0.3 mm

0.2 - 0.3 mm

2

2

**CHARACTERISTICS**

- Excellent decontamination properties
- Easy to clean
- Easy to apply
- Low odour
- Low VOC/AMC emissions
- Can be diluted with water

- Seamless, easy to clean finish
- Good UV and yellowing resistance
- Very low emission of VOC
- Excellent resistance to repeated cleaning regimes using mild detergents and cleaning solutions
- Solvent free
- Good opacity
- Odorless
- Easy to apply

**SYSTEM COMPONENTS**

- Sikagard® Wallcoat N
- Sikagard® Wallcoat N

- Sikagard® Wallcoat N
- Sikafloor®-305 W





# WALL COATING HYGIENIC

**WHEN HYGIENE IS AN IMPORTANT REQUIREMENT** in your interior, such as in hospital, we offer Hygienic range which meet the most stringent standards around the globe. They are specially formulated to be resistant to fungi and bacteria.






**SYSTEM FAMILY**

**Sikagard® WallCoat AS-11 Hygienic**

**Sikagard® WallCoat AL-12 Hygienic**



**DESCRIPTION**

Hygienic wall coating system which does not promote growth of micro-organisms through in-film preservative

High performance hygienic wall coating system which does not promote growth of micro-organisms through in-film preservative

**NOMINAL THICKNESS/ LAYERS**

< 0.5 mm  
2

~ 1 mm  
3

**CHARACTERISTICS**

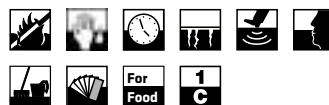

- Biological resistance
- Hygienic (anti-fungal and anti-bacterial)
- Resistant to disinfectants
- Smooth surface
- Easy cleaning
- Color options
- Low VOC

- GMP Compliant
- Biological resistance
- Hygienic (anti-fungal and anti-bacterial)
- Resistant to disinfectants
- Glassfibre reinforced
- Easy cleaning
- Color options
- Low VOC

**SYSTEM COMPONENTS**

- Sika® Bonding Primer
- Sikagard®-403 W

- Sika® Bonding Primer
- Sikagard®-403 W
- Reemat premium
- Reemat Lite
- Sikagard®-405 W or -406 W or -207 W



# Sikafloor® AND Sikagard® COATING SYSTEMS WITH ETAG 022 APPROVAL FOR WET ROOMS


**ETAG** stands for European Technical Approval Guidelines. And ETAG 022 is for “Watertight covering kits for wet room floors and or walls”.

In areas such as private bathrooms, bath rooms in health care facilities, showers and locker rooms in commercial buildings, sports and leisure facilities, the floors and walls have partial or even permanent contact with water, therefore a working waterproofing solution is mandatory. ETAG 022 is an approval for “Watertight covering kits for wet room floors and or walls”.

In the test approval the whole flooring or wall coating system has to perform very severe test cycles to achieve the certificate. It guarantees for a working system including primer, sealing tape, liquid applied membrane and the final polyurethane and acrylic coatings or tiling. Sika offers ETAG 022 certified coating systems for wall and floor. The waterproofing system build up in general consists of the Sika® SealTape F in combination with the liquid applied membrane Sikalastic®-220 W.



Together with the following layers of Polyurethane and Acrylic based coating systems, which are also waterproof itself the whole build up assures 100% water tightness. Considering the flexibility and therefore crack bridging ability of the Sikalastic®-220 W and the Sikafloor®-330, an even more secure solution Sika provides for this wet areas.

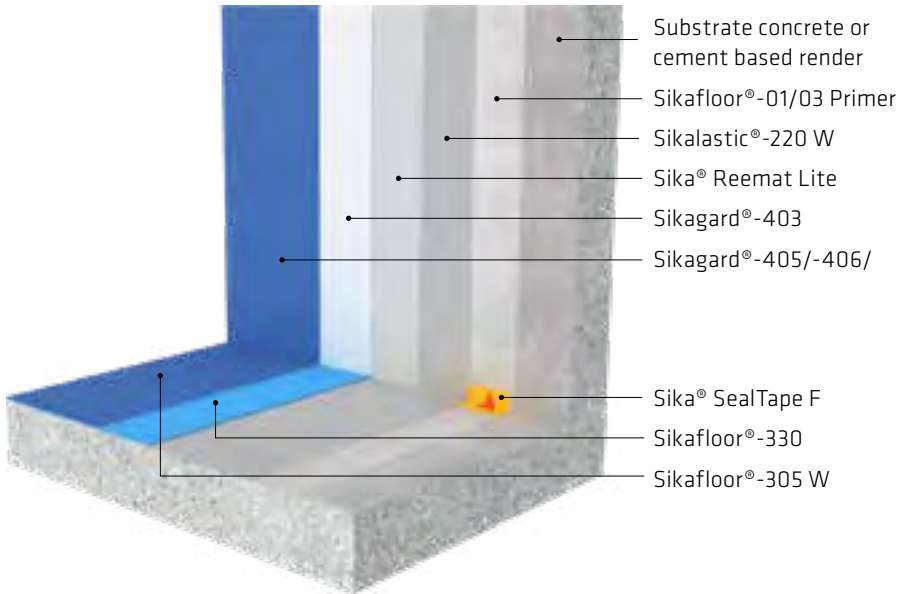


#### The watertight barrier certified by ETAG

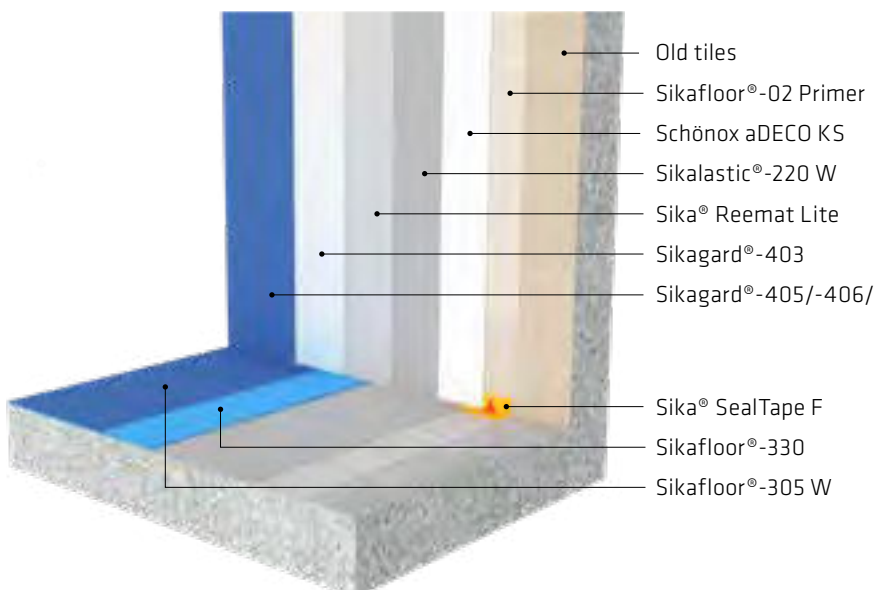
1. Sikafloor®-01/-02/-03 Primer
2. Sika® SealTape F
3. Sikalastic®-220 W
4. Sikalastic®-220 W
5. Sikafloor®-330 for floor
6. Sikagard® for wall

Note: Details of the products can be found on page 4

## ETAG 022 APPROVED COATING SYSTEMS FOR WALL AND FLOOR



## Sikagard® WALL COATINGS ON EXISTING TILES



## KEY ADVANTAGES

Watertight  
ETAG 022 approved

### SEAMLESS

Providing hygienic and modern looking surfaces for private bath rooms, bath rooms in health care facilities, showers and locker rooms in commercial buildings, sports and leisure facilities.

### COLOR OPTIONS FOR DESIGN FREEDOM

For the architect and owner the nearly unlimited color variations provide the freedom to design unique and appealing interior effects.

### EASY TO MAINTAIN

The Sikafloor® and Sikagard® coating systems built on resilient and durable products provide long term resistance against soaps and cleaning chemicals and therefore a sleek appearance over time.

### SAFETY FIRST

Also the user safety is crucial in wet areas. With the possibility to customize the slip resistance of the top coat according to the specific needs Sikafloor® coating systems help to prevent slip and trip accidents.



# SEAMLESS PERFECTION ONLY TAKES A FEW STEPS

**Sikafloor® IS**  
**DESIGNED** to provide long lasting beauty and performance. We have developed a proven process of application stages for our liquid applied flooring materials.

This unique process is the only way to achieve seamless floors throughout your facility and maintain lasting beauty and easy maintenance. A global base of experienced, well trained flooring experts are available to take care of your flooring needs. Please feel free to also consult our experts on adequate procedures for old floor removal in case of refurbishment projects, to ensure proper subfloor preparation and floor detailing.






**STEP 1.** After inspection and preparation of the subfloor by cleaning (and if needed shotblasting, grinding, sanding and/or leveling), we will start mixing our liquid materials.



**STEP 2.** A liquid primer is applied to assure good bonding of the flooring, which is typically done by trowel and roller. The adequate method can be selected depending on the quality of the subfloor.



**STEP 3.** Self-leveling materials are applied in one or several layers to create a seamless base. Experts will pour and distribute the liquid material by using special squeegees, hand trowels, stand-up trowels and spike rollers in the process to assure a perfectly even and smooth surface.



**STEP 4.** A wide selection of liquid resin products is available in an almost unlimited amount of colors to address many types of use. Decorative flakes or anti-slip aggregates may be broadcasted into the wet surface.



**STEP 5.** The finishing touch is the application of a transparent or pigmented topcoat. Typically this step involves a roller or spray application. The topcoat secures the desired final design, and adds friction and wear resistance qualities to the buildup.



**STEP 6.** Enjoy your floor for many years to come. Follow the recommended maintenance procedures, including a possible pre-treatment, to assure long lasting beauty and performance.

# DETAILING SOLUTIONS

## DETAILING ADVICES FOR SPECIFIER SUPPORT

In general, joints make daily cleaning and maintenance more difficult and time consuming when compared to the new generation of cleaner, more hygienic resin flooring. Building owners and managers often agree that joints

are their biggest, most expensive problem when dealing with their current flooring system.

Our technical service personnel are always on the field to provide support and consultation to our clients to solve the problems or avoid joints. They have

sound and practical knowledge about our materials, their uses and track records, and especially solutions of connection details. CAD drawing and BIM objects can be prepared tailored for you. Wherever you design or build: we accompany you at each project.

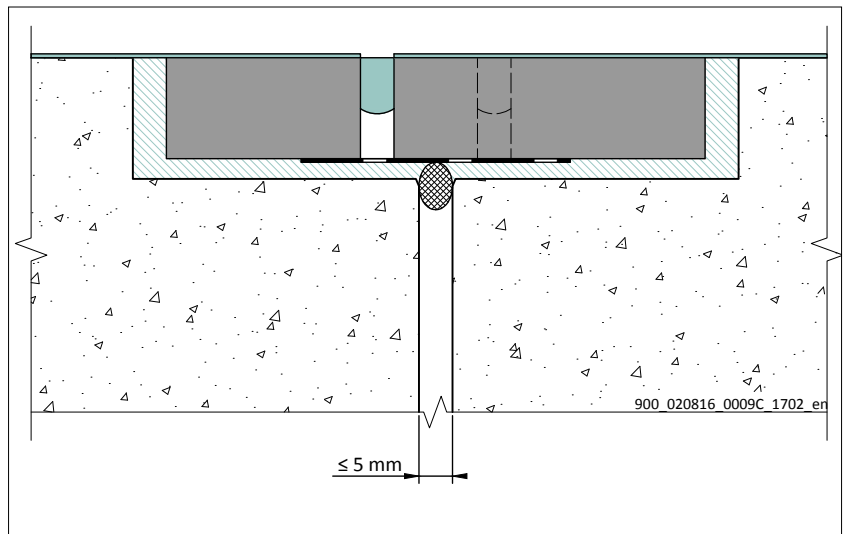
## FLOOR JOINT

There is no way to prevent all of the horizontal joints in floors, but they are causes of the major damages in flooring applications due to different reasons. Therefore, the proper planning and design of a floor joint has to be

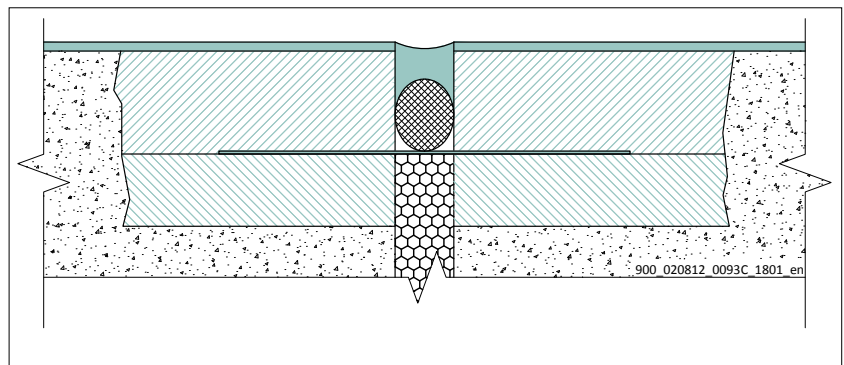
performed with specific precautions to prevent future damage. Furthermore, the floor design should also consider the use of cleaning machines, etc. Sika solutions for these joint sealants include the well proven and reliable Sikaflex® Pro-3 polyurethane sealant that is suitable

for many types of floor joints including connecting joints between different materials. We have also developed pre-fabricated panels for joints in buildings or car parks.

Below are two examples how they work.



Joint Solution with Sika® FloorJoint PB-30 XS.



Sikafloor® Joint Solution with Sikaflex® PRO-3.

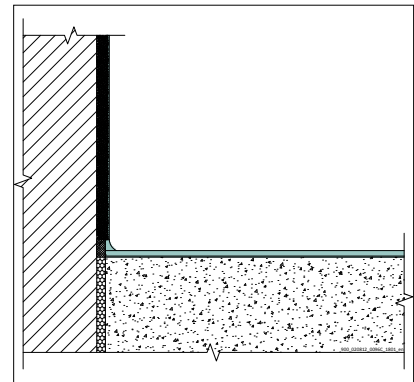
**FLOORS TO WALLS, PIPES OR COLUMN CONNECTION**

Radius cove is a standard Sika detail which is free of joints and makes a practically maintenance-free, smooth curve transition. Such coving is especially required in areas using water at the floor to wall connection and other

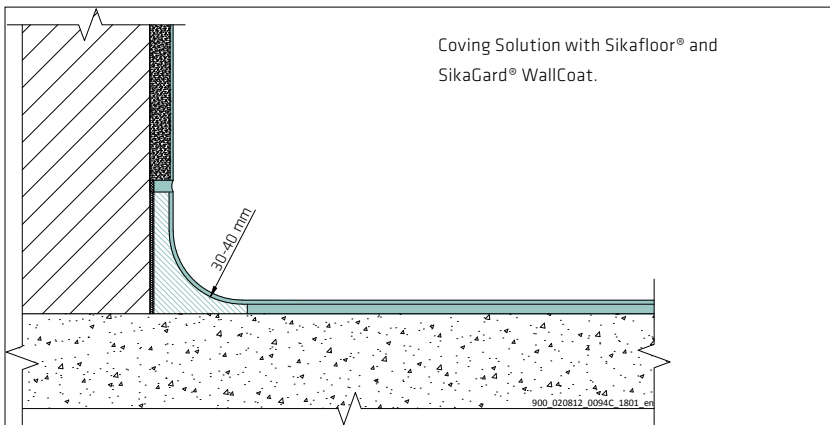
horizontal to vertical connections, and can be applied with Sikafloor® coving mortar and then overcoated with the Sikafloor® top coat. The coving material can be applied before or after the installation of the seamless floor system. In areas where there is no use of water, less complex coving construction may

be specified. In this case a skirting board is adhered to the wall before or after the flooring system installation. If this solution is used the total floor/cove-system is not seamless.

Below are two examples how they works.

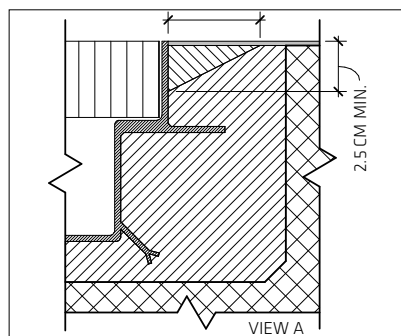


Floor-Wall Connection with Sikafloor® and SikaGard® WallCoat.



**DRAINAGE CHANNELS / GULLIES**

Drainage channels / gullies should always be designed to be outside of tracked areas wherever possible. Falls on the floors should be adequate to discharge liquids as quickly as possible to the channels. When traffic over channels / gullies is unavoidable, considerable attention should be given to the channel arises and cover grating fixings, as these are the most susceptible areas for premature failure.



Drainage detailing with Sikafloor® and Sikagrout® Mortar.





# USE AND MAINTENANCE

**CLEANING AND SUBSEQUENT MAINTENANCE** are needed to ensure that your Sika flooring system stays in the best of shape and gives you years of satisfaction.

The correct cleaning and maintenance schedule should be used. When first installed and fully cured your floor should be cleaned with an appropriate floor cleaner using the most suitable equipment for the area concerned.

There are certain factors to be considered for selecting cleaning methods, cleaning agents and cleaning equipment. The intensity and the frequency of floor cleaning should be well planned, too. Sika local technical service team can provide you professional advices as well as a list of local partners in floor and wall cleaning business.

## **PREVENTING DIRT GETTING INTO THE ROOMS**

What doesn't get on the floor doesn't need to be removed. It is important to have an entrance mat to keep the dirt out.



## **FLOOR CLEANING**

Regularly removing the dirt and sand improve the durability and the look of the floor. The floor can be wet cleaned manually by mopping or by running a machine.

The correct cleaning and maintenance schedule should be used. When first installed and fully cured your floor should be cleaned with an appropriate floor cleaner using the most suitable equipment for the area concerned.

There are certain factors to be considered for selecting cleaning methods, cleaning agents and cleaning equipment. The intensity and the frequency of floor cleaning shall be well planned, too. Sika local technical service team can provide you professional advices as well as a list of local partners in floor and wall cleaning business.



### **QUICK RENOVATION AND TURN AROUND SOLUTIONS**

A big concern in the use of floor in healthcare facilities is to renovate it after a certain time period when the floor has naturally reached its end of life. By using Sikafloor® systems for the floor, this becomes relatively easy.


Sikafloor® has been used for many years in many different industries where high traffic, severe abrasion, impact and shock are daily stresses on the floor. Different techniques are available to regenerate Sikafloor® systems and extend the service-life of the whole floor. These techniques are:

- Recoating with a thin top coat compatible with the original system. This solution provides a brand new surface with the added option of changing the color.
- Refurbishment with diamond grinding pads. This technique is only possible with a thicker layer and smooth floor. The result is a regenerated floor where existing surface damage is removed and the floor retains its original color.

**WHAT DOESN'T GET ON THE FLOOR DOESN'T NEED TO BE REMOVED.**



# ALSO AVAILABLE FROM SIKA



## FOR MORE FLOORING AND COATING INFORMATION:



### WE ARE SIKA

Sika is a specialty chemicals company with a leading position in the development and production of systems and products for bonding, sealing, damping, reinforcing and protecting in the building sector and the motor vehicle industry. Sika's product lines feature concrete admixtures, mortars, sealants and adhesives, structural strengthening systems, industrial flooring as well as roofing and waterproofing systems.

Our most current General Sales Conditions shall apply. Please consult the most current local Product Data Sheet prior to any use.



**SIKA SERVICES AG**  
Tueffenwies 16  
CH-8048 Zurich  
Switzerland

**Contact**  
Phone +41 58 436 40 40  
www.sika.ch

**BUILDING TRUST**

